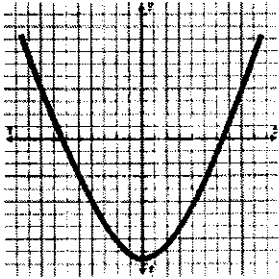
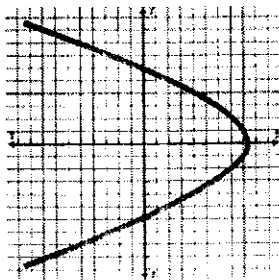


1. Circle the graph that represents a functional relationship. Justify your answer.



3. A line passes through (2, 4) and (-3, -6). What is the equation of the line?

4. Indicate whether the function below is linear or non linear.

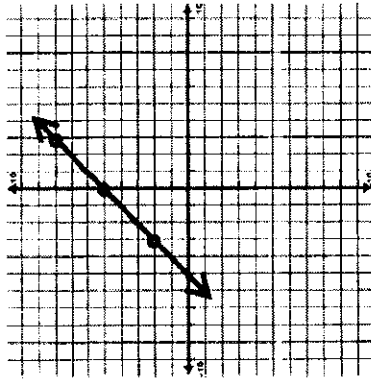
x	y
1	3
2	6
4	12
6	18

1. A line has a y-intercept of -1 and passes through the point (4, 5). What is the equation of the line?

2. Indicate whether the function below is linear or non linear.

$$y = -8x^2 + 9x + 5$$


3. Write an equation that models the linear relationship below.



4. What steps can you take to determine whether or not a graph represents a functional relationship?

Dates: \_\_\_\_\_

My score: 1 2 3 4



1. Circle the table that represents a functional relationship. Justify your answer.

x	y
1	5
2	5
3	5

x	y
5	6
5	7
5	8

3. Indicate whether the function below is linear or non-linear.

$$y = \frac{5}{x}$$

4. What is the slope of the line represented by the equation  $2x + 5y = 15$

1. How do you determine the slope of a line on a graph?

2. Without graphing, how do you determine the y-intercept of a line when given two points?

3. Circle the equation that represents a functional relationship. Justify your answer.

$$y = x^2 + 15x - 5$$

$$x^2 + y^2 = 9$$

Dates: \_\_\_\_\_

My score: 1 2 3 4

My score: 1 2 3 4